



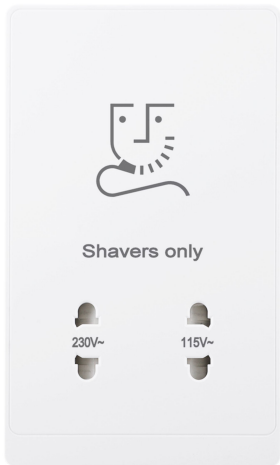









PC Classic Range: White

|  |  |
|--|--|
| <p><b>P-W405 - 13A 1 Gang Switch Socket -PC Classic Range: White</b><br/>Brand: Admore<br/>Amp Rating: 13A<br/>Color: White<br/>Material: PC<br/>Manufacturer Guarantee: 15 Year Manufacturer's Guarantee (T&amp;Cs Apply)<br/>Min. Back Box Depth Required: 25mm<br/>Earth Terminal: Yes<br/>Number of Gangs: 1<br/>Number of Poles: Single<br/>Operating Voltage: 220-240V<br/>Product Type: Switched Socket<br/>Number of Ways: 1<br/>Terminals: Copper<br/>Termination Type: Captive Screw</p>                   |    |
| <p><b>P-W406 - 13A 2 Gang Switch Socket -PC Classic Range: White</b><br/>Brand: Admore<br/>Amp Rating: 13A<br/>Color: White<br/>Material: PC<br/>Manufacturer Guarantee: 15 Year Manufacturer's Guarantee (T&amp;Cs Apply)<br/>Min. Back Box Depth Required: 25mm<br/>Earth Terminal: Yes<br/>Number of Gangs: 2<br/>Number of Poles: Single<br/>Operating Voltage: 220-240V<br/>Product Type: Switched Socket<br/>Number of Ways: 1<br/>Terminals: Copper<br/>Termination Type: Captive Screw</p>                   |   |
| <p><b>P-W408 - 13A 2 Gang Switch Socket With A&amp;C Port -PC Classic Range: White</b><br/>Brand: Admore<br/>Amp Rating: 13A<br/>Color: White<br/>Material: PC<br/>Manufacturer Guarantee: 15 Year Manufacturer's Guarantee (T&amp;Cs Apply)<br/>Min. Back Box Depth Required: 25mm<br/>Earth Terminal: Yes<br/>Number of Gangs: 2<br/>Number of Poles: Single<br/>Operating Voltage: 220-240V<br/>Product Type: Switched Socket<br/>Number of Ways: 1<br/>Terminals: Copper<br/>Termination Type: Captive Screw</p> |  |
| <p><b>P-W429 - 15A Switch Socket -PC Classic Range: White</b><br/>Brand: Admore<br/>Amp Rating: 15A<br/>Color: White<br/>Material: PC<br/>Manufacturer Guarantee: 15 Year Manufacturer's</p>   |  |





|   |   |
|---|---|
| <p>           Guarantee (T&amp;Cs Apply)<br/>           Min. Back Box Depth Required: 25mm<br/>           Earth Terminal: Yes<br/>           Number of Gangs: 1<br/>           Number of Poles: Single<br/>           Operating Voltage: 220-240V<br/>           Product Type: Switched Socket<br/>           Number of Ways: 1<br/>           Terminals: Copper<br/>           Termination Type: Captive Screw         </p>  |   |
| <p> <b>P-W058 - Shaver Socket -PC Classic Range: White</b><br/>           Brand: Admore<br/>           Amp Rating: 13A<br/>           Color: White<br/>           Material: PC<br/>           Manufacturer Guarantee: 15 Year Manufacturer's<br/>           Guarantee (T&amp;Cs Apply)<br/>           Min. Back Box Depth Required: 25mm<br/>           Earth Terminal: Yes<br/>           Number of Gangs: 1<br/>           Number of Poles: Single<br/>           Operating Voltage: 220-240V<br/>           Product Type: Socket<br/>           Number of Ways: 1<br/>           Terminals: Copper<br/>           Termination Type: Captive Screw         </p> |  |
| <p> <b>P-W350 - RJ45 2 Gang Data Socket -PC Classic Range: White</b><br/>           Brand: Admore<br/>           Color: White<br/>           Material: PC<br/>           Manufacturer Guarantee: 15 Year Manufacturer's<br/>           Guarantee (T&amp;Cs Apply)<br/>           Min. Back Box Depth Required: 25mm<br/>           Number of Gangs: 2<br/>           Port Type: RJ45<br/>           Product Type: Network Socket<br/>           Terminals: Copper<br/>           Termination Type: Captive Screw         </p>   | <p>No image available</p>   |
| <p> <b>P-W001 - 1 Gang 1 Way Switch -PC Classic Range: White</b><br/>           Brand: Admore<br/>           Amp Rating: 10A<br/>           Color: White<br/>           Material: PC<br/>           Manufacturer Guarantee: 15 Year Manufacturer's<br/>           Guarantee (T&amp;Cs Apply)<br/>           Min. Back Box Depth Required: 25mm<br/>           Earth Terminal: No<br/>           Number of Gangs: 1<br/>           Number of Poles: Single<br/>           Operating Voltage: 220-240V<br/>           Product Type: Electric Switch         </p>  |   |




|  |  |
|--|--|
| <p>Number of Ways: 1<br/> Terminals: Copper<br/> Termination Type: Captive Screw</p>   |    |
| <p><b>P-W002 - 1 Gang 2 Way Switch -PC Classic Range: White</b><br/> Brand: Admore<br/> Amp Rating: 10A<br/> Color: White<br/> Material: PC<br/> Manufacturer Guarantee: 15 Year Manufacturer's Guarantee (T&amp;Cs Apply)<br/> Min. Back Box Depth Required: 25mm<br/> Earth Terminal: No<br/> Number of Gangs: 1<br/> Number of Poles: Single<br/> Operating Voltage: 220-240V<br/> Product Type: Electric Switch<br/> Number of Ways: 2<br/> Terminals: Copper<br/> Termination Type: Captive Screw</p> |   |
| <p><b>P-W003 - 2 Gang 1 Way Switch -PC Classic Range: White</b><br/> Brand: Admore<br/> Amp Rating: 10A<br/> Color: White<br/> Material: PC<br/> Manufacturer Guarantee: 15 Year Manufacturer's Guarantee (T&amp;Cs Apply)<br/> Min. Back Box Depth Required: 25mm<br/> Earth Terminal: No<br/> Number of Gangs: 2<br/> Number of Poles: Single<br/> Operating Voltage: 220-240V<br/> Product Type: Electric Switch<br/> Number of Ways: 1<br/> Terminals: Copper<br/> Termination Type: Captive Screw</p> |  |
| <p><b>P-W004 - 2 Gang 2 Way Switch -PC Classic Range: White</b><br/> Brand: Admore<br/> Amp Rating: 10A<br/> Color: White<br/> Material: PC<br/> Manufacturer Guarantee: 15 Year Manufacturer's Guarantee (T&amp;Cs Apply)<br/> Min. Back Box Depth Required: 25mm<br/> Earth Terminal: No</p>   |  |




|  |  |
|--|--|
| <p>           Number of Gangs: 2<br/>           Number of Poles: Single<br/>           Operating Voltage: 220-240V<br/>           Product Type: Electric Switch<br/>           Number of Ways: 2<br/>           Terminals: Copper<br/>           Termination Type: Captive Screw         </p>  |    |
| <p> <b>P-W005 - 3 Gang 1 Way Switch -PC Classic Range: White</b><br/>           Brand: Admore<br/>           Amp Rating: 10A<br/>           Color: White<br/>           Material: PC<br/>           Manufacturer Guarantee: 15 Year Manufacturer's Guarantee (T&amp;Cs Apply)<br/>           Min. Back Box Depth Required: 25mm<br/>           Earth Terminal: No<br/>           Number of Gangs: 3<br/>           Number of Poles: Single<br/>           Operating Voltage: 220-240V<br/>           Product Type: Electric Switch<br/>           Number of Ways: 1<br/>           Terminals: Copper<br/>           Termination Type: Captive Screw         </p> |   |
| <p> <b>P-W006 - 3 Gang 2 Way Switch -PC Classic Range: White</b><br/>           Brand: Admore<br/>           Amp Rating: 10A<br/>           Color: White<br/>           Material: PC<br/>           Manufacturer Guarantee: 15 Year Manufacturer's Guarantee (T&amp;Cs Apply)<br/>           Min. Back Box Depth Required: 25mm<br/>           Earth Terminal: No<br/>           Number of Gangs: 3<br/>           Number of Poles: Single<br/>           Operating Voltage: 220-240V<br/>           Product Type: Electric Switch<br/>           Number of Ways: 2<br/>           Terminals: Copper<br/>           Termination Type: Captive Screw         </p> |  |
| <p> <b>P-W313 - 4 Gang 1 Way Switch (3X3) -PC Classic Range: White</b><br/>           Brand: Admore<br/>           Amp Rating: 10A<br/>           Color: White<br/>           Material: PC<br/>           Manufacturer Guarantee: 15 Year Manufacturer's Guarantee (T&amp;Cs Apply)<br/>           Min. Back Box Depth Required: 25mm<br/>           Earth Terminal: No         </p>   |  |

|   |  |
|---|--|
| <p>           Number of Gangs: 4<br/>           Number of Poles: Single<br/>           Operating Voltage: 220-240V<br/>           Product Type: Electric Switch<br/>           Number of Ways: 1<br/>           Terminals: Copper<br/>           Termination Type: Captive Screw         </p>   |    |
| <p> <b>P-W007 - 4 Gang 1 Way Switch (3X6) -PC Classic Range: White</b><br/>           Brand: Admore<br/>           Amp Rating: 10A<br/>           Color: White<br/>           Material: PC<br/>           Manufacturer Guarantee: 15 Year Manufacturer's Guarantee (T&amp;Cs Apply)<br/>           Min. Back Box Depth Required: 25mm<br/>           Earth Terminal: No<br/>           Number of Gangs: 4<br/>           Number of Poles: Single<br/>           Operating Voltage: 220-240V<br/>           Product Type: Electric Switch<br/>           Number of Ways: 1<br/>           Terminals: Copper<br/>           Termination Type: Captive Screw         </p>  |   |
| <p> <b>P-W009 - 6 Gang 1 Way Switch( 3X6 ) -PC Classic Range: White</b><br/>           Brand: Admore<br/>           Amp Rating: 10A<br/>           Color: White<br/>           Material: PC<br/>           Manufacturer Guarantee: 15 Year Manufacturer's Guarantee (T&amp;Cs Apply)<br/>           Min. Back Box Depth Required: 25mm<br/>           Earth Terminal: No<br/>           Number of Gangs: 6<br/>           Number of Poles: Single<br/>           Operating Voltage: 220-240V<br/>           Product Type: Electric Switch<br/>           Number of Ways: 1<br/>           Terminals: Copper<br/>           Termination Type: Captive Screw         </p> |  |
| <p> <b>P-W013 - 1 Gang Intermediate Switch -PC Classic Range: White</b><br/>           Brand: Admore<br/>           Amp Rating: 10A<br/>           Color: White<br/>           Material: PC<br/>           Manufacturer Guarantee: 15 Year Manufacturer's Guarantee (T&amp;Cs Apply)<br/>           Min. Back Box Depth Required: 25mm<br/>           Earth Terminal: No         </p>   |  |



|   |  |
|---|--|
| <p>           Number of Gangs: 1<br/>           Number of Poles: Single<br/>           Operating Voltage: 220-240V<br/>           Product Type: Electric Switch<br/>           Number of Ways: 3<br/>           Terminals: Copper<br/>           Termination Type: Captive Screw         </p>   |    |
| <p> <b>P-W017 - 10A Bell Push Switch -PC Classic Range: White</b><br/>           Brand: Admore<br/>           Amp Rating: 10A<br/>           Color: White<br/>           Material: PC<br/>           Manufacturer Guarantee: 15 Year Manufacturer's Guarantee (T&amp;Cs Apply)<br/>           Min. Back Box Depth Required: 25mm<br/>           Earth Terminal: No<br/>           Number of Gangs: 1<br/>           Number of Poles: Single<br/>           Operating Voltage: 220-240V<br/>           Product Type: Electric Switch<br/>           Number of Ways: 1<br/>           Terminals: Copper<br/>           Termination Type: Captive Screw         </p> |   |
| <p> <b>P-W024 - 20A DP Switch -PC Classic Range: White</b><br/>           Brand: Admore<br/>           Amp Rating: 20A<br/>           Color: White<br/>           Material: PC<br/>           Manufacturer Guarantee: 15 Year Manufacturer's Guarantee (T&amp;Cs Apply)<br/>           Min. Back Box Depth Required: 25mm<br/>           Earth Terminal: Yes<br/>           Number of Gangs: 1<br/>           Number of Poles: Single<br/>           Operating Voltage: 220-240V<br/>           Product Type: Electric Switch<br/>           Number of Ways: 1<br/>           Terminals: Copper<br/>           Termination Type: Captive Screw         </p>       |  |
| <p> <b>P-W027 - 45A Dp Switch (3X3) -PC Classic Range: White</b><br/>           Brand: Admore<br/>           Amp Rating: 45A<br/>           Color: White<br/>           Material: PC<br/>           Manufacturer Guarantee: 15 Year Manufacturer's Guarantee (T&amp;Cs Apply)<br/>           Min. Back Box Depth Required: 25mm<br/>           Earth Terminal: Yes         </p>   |  |

|  |  |
|--|--|
| <p>           Number of Gangs: 1<br/>           Number of Poles: Single<br/>           Operating Voltage: 220-240V<br/>           Product Type: Electric Switch<br/>           Number of Ways: 1<br/>           Terminals: Copper<br/>           Termination Type: Captive Screw         </p>  |    |
| <p> <b>P-W029 - 45A Dp Switch(3X6) -PC Classic Range: White</b><br/>           Brand: Admore<br/>           Amp Rating: 45A<br/>           Color: White<br/>           Material: PC<br/>           Manufacturer Guarantee: 15 Year Manufacturer's Guarantee (T&amp;Cs Apply)<br/>           Min. Back Box Depth Required: 25mm<br/>           Earth Terminal: Yes<br/>           Number of Gangs: 1<br/>           Number of Poles: Single<br/>           Operating Voltage: 220-240V<br/>           Product Type: Electric Switch<br/>           Number of Ways: 1<br/>           Terminals: Copper<br/>           Termination Type: Captive Screw         </p> |   |
| <p> <b>P-W031 - Cooker Unit -PC Classic Range: White</b><br/>           Brand: Admore<br/>           Amp Rating: 45A<br/>           Color: White<br/>           Material: PC<br/>           Manufacturer Guarantee: 15 Year Manufacturer's Guarantee (T&amp;Cs Apply)<br/>           Min. Back Box Depth Required: 25mm<br/>           Earth Terminal: Yes<br/>           Number of Gangs: 1<br/>           Number of Poles: Single<br/>           Operating Voltage: 220-240V<br/>           Product Type: Switched Socket<br/>           Number of Ways: 1<br/>           Terminals: Copper<br/>           Termination Type: Captive Screw         </p>        |  |
| <p> <b>P-W401 - 1 Gang Blank Plate (3X3) -PC Classic Range: White</b><br/>           Brand: Admore<br/>           Color: White<br/>           Material: PC<br/>           Manufacturer Guarantee: 15 Year Manufacturer's Guarantee (T&amp;Cs Apply)<br/>           Min. Back Box Depth Required: 25mm<br/>           Earth Terminal: Yes<br/>           Number of Gangs: 1         </p>  |  |

|   |  |
|---|--|
| <p>Product Type: Blank Plate<br/>Terminals: Copper<br/>Termination Type: Captive Screw</p>  |    |
| <p><b>P-W402 - 2 Gang Blank Plate (3X6) -PC Classic Range: White</b><br/>Brand: Admore<br/>Color: White<br/>Material: PC<br/>Manufacturer Guarantee: 15 Year Manufacturer's Guarantee (T&amp;Cs Apply)<br/>Min. Back Box Depth Required: 25mm<br/>Earth Terminal: Yes<br/>Number of Gangs: 2<br/>Product Type: Blank Plate<br/>Terminals: Copper<br/>Termination Type: Captive Screw</p>  |   |
| <p><b>P-W1H1 - 1 Gang Blank Plate 1 Hole -PC Classic Range: White</b><br/>Brand: Admore<br/>Color: White<br/>Material: PC<br/>Manufacturer Guarantee: 15 Year Manufacturer's Guarantee (T&amp;Cs Apply)<br/>Min. Back Box Depth Required: 25mm<br/>Earth Terminal: Yes<br/>Number of Gangs: 1<br/>Product Type: Blank Plate<br/>Terminals: Copper<br/>Termination Type: Captive Screw</p> |  |
| <p><b>P-W407 - 13A 1 Gang Switch Socket With A&amp;C Port -PC Classic Range: White</b><br/>Brand: Admore<br/>Amp Rating: 13A<br/>Color: White<br/>Material: PC<br/>Manufacturer Guarantee: 15 Year Manufacturer's Guarantee (T&amp;Cs Apply)<br/>Min. Back Box Depth Required: 25mm<br/>Earth Terminal: Yes</p>   |  |



Number of Gangs: 1  
Number of Poles: Single  
Operating Voltage: 220-240V  
Product Type: Switched Socket  
Number of Ways: 1  
Terminals: Copper  
Termination Type: Captive Screw



**P-W432 - Tv Socket -PC Classic Range: White**

Brand: Admore  
Color: White  
Material: PC  
Manufacturer Guarantee: 15 Year Manufacturer's  
Guarantee (T&Cs Apply)  
Min. Back Box Depth Required: 25mm  
Earth Terminal: Yes  
Number of Gangs: 1  
Product Type: TV Socket  
Terminals: Copper  
Termination Type: Captive Screw






**P-W469 - 1 Gang Satelite Socket -PC Classic Range: White**




Brand: Admore  
Color: White  
Material: PC  
Manufacturer Guarantee: 15 Year Manufacturer's  
Guarantee (T&Cs Apply)  
Min. Back Box Depth Required: 25mm  
Earth Terminal: Yes  
Number of Gangs: 1  
Product Type: TV Socket  
Terminals: Copper  
Termination Type: Captive Screw




**P-W438 - Telephone Socket 1G Secondary -PC Classic Range: White**

Brand: Admore  
Color: White  
Material: PC  
Manufacturer Guarantee: 15 Year Manufacturer's  
Guarantee (T&Cs Apply)  
Min. Back Box Depth Required: 25mm  
Earth Terminal: Yes  
Number of Gangs: 1

|  |  |
|--|--|
| <p>Port Type: RJ11<br/>Product Type: Telephone Socket<br/>Terminals: Copper<br/>Termination Type: Captive Screw</p>  |    |
| <p><b>P-W346 - RJ45 Igang Data Socket -PC Classic Range: White</b><br/>Brand: Admore<br/>Color: White<br/>Material: PC<br/>Manufacturer Guarantee: 15 Year Manufacturer's Guarantee (T&amp;Cs Apply)<br/>Min. Back Box Depth Required: 25mm<br/>Number of Gangs: 1<br/>Port Type: RJ45<br/>Product Type: Network Socket<br/>Terminals: Copper<br/>Termination Type: Captive Screw</p>  |   |
| <p><b>P-W218 - 3A (Fcu) With Neon -PC Classic Range: White</b><br/>Brand: Admore<br/>Amp Rating: 3A<br/>Color: White<br/>Material: PC<br/>Manufacturer Guarantee: 15 Year Manufacturer's Guarantee (T&amp;Cs Apply)<br/>Min. Back Box Depth Required: 25mm<br/>Earth Terminal: Yes<br/>Number of Gangs: 1<br/>Number of Poles: Single<br/>Operating Voltage: 220-240V<br/>Product Type: Fuse<br/>Number of Ways: 1<br/>Terminals: Copper<br/>Termination Type: Captive Screw</p> |  |
| <p><b>P-W020 - 20A Jb/Connection Plate -PC Classic Range: White</b><br/>Brand: Admore<br/>Amp Rating: 20A<br/>Color: White<br/>Material: PC<br/>Manufacturer Guarantee: 15 Year Manufacturer's Guarantee (T&amp;Cs Apply)<br/>Min. Back Box Depth Required: 25mm<br/>Earth Terminal: Yes</p>   |  |

|   |  |
|---|--|
| <p>           Number of Gangs: 1<br/>           Number of Poles: Single<br/>           Operating Voltage: 220-240V<br/>           Product Type: Connection Plate<br/>           Number of Ways: 1<br/>           Terminals: Copper<br/>           Termination Type: Captive Screw         </p>  |    |
| <p> <b>P-W021 - 45A Jb/Connection Plate -PC Classic</b><br/> <b>Range: White</b><br/>           Brand: Admore<br/>           Amp Rating: 45A<br/>           Color: White<br/>           Material: PC<br/>           Manufacturer Guarantee: 15 Year Manufacturer's<br/>           Guarantee (T&amp;Cs Apply)<br/>           Min. Back Box Depth Required: 25mm<br/>           Earth Terminal: Yes<br/>           Number of Gangs: 1<br/>           Number of Poles: Single<br/>           Operating Voltage: 220-240V<br/>           Product Type: Connection Plate<br/>           Number of Ways: 1<br/>           Terminals: Copper<br/>           Termination Type: Captive Screw         </p> |   |
| <p> <b>P-W422 - 1 Gang Universal Socket -PC Classic</b><br/> <b>Range: White</b><br/>           Brand: Admore<br/>           Amp Rating: 13A<br/>           Color: White<br/>           Material: PC<br/>           Manufacturer Guarantee: 15 Year Manufacturer's<br/>           Guarantee (T&amp;Cs Apply)<br/>           Min. Back Box Depth Required: 25mm<br/>           Earth Terminal: Yes<br/>           Number of Gangs: 1<br/>           Number of Poles: Single<br/>           Operating Voltage: 220-240V<br/>           Product Type: Switched Socket<br/>           Number of Ways: 1<br/>           Terminals: Copper<br/>           Termination Type: Captive Screw         </p>  |  |
| <p> <b>P-W423 - 2 Gang Universal Socket -PC Classic</b><br/> <b>Range: White</b><br/>           Brand: Admore<br/>           Amp Rating: 13A<br/>           Color: White<br/>           Material: PC<br/>           Manufacturer Guarantee: 15 Year Manufacturer's<br/>           Guarantee (T&amp;Cs Apply)<br/>           Min. Back Box Depth Required: 25mm<br/>           Earth Terminal: Yes         </p>  |  |

Number of Gangs: 1  
Number of Poles: Single  
Operating Voltage: 220-240V  
Product Type: Switched Socket  
Number of Ways: 1  
Terminals: Copper  
Termination Type: Captive Screw



**P-W424 - 1 Gang Universal Socket A&C Port -PC  
Classic Range: White**

Brand: Admore  
Amp Rating: 13A  
Color: White  
Material: PC  
Manufacturer Guarantee: 15 Year Manufacturer's  
Guarantee (T&Cs Apply)  
Min. Back Box Depth Required: 25mm  
Earth Terminal: Yes  
Number of Gangs: 1  
Number of Poles: Single  
Operating Voltage: 220-240V  
Product Type: Switched Socket  
Number of Ways: 1  
Terminals: Copper  
Termination Type: Captive Screw



**P-W425 - 2 Gang Universal Socket A&C Port -PC  
Classic Range: White**

Brand: Admore  
Amp Rating: 13A  
Color: White  
Material: PC  
Manufacturer Guarantee: 15 Year Manufacturer's  
Guarantee (T&Cs Apply)  
Min. Back Box Depth Required: 25mm  
Earth Terminal: Yes  
Number of Gangs: 2  
Number of Poles: Single  
Operating Voltage: 220-240V  
Product Type: Switched Socket  
Number of Ways: 1  
Terminals: Copper  
Termination Type: Captive Screw

